






PHOTO	ITEM NO.	PROFILE	UNIT	STANDARD LENGTH	STANDARD WEIGHT (POUND)
				FEET	PER PIECE
<b>FACADE</b>					
	RESP3423412	HOLLOW (2Ch) 3/4" x 2 3/4" (20mm x 70mm)	1 foot	12 (3.66m)	9.00
	RESP1223412	HOLLOW (2Ch) 1/2" x 2 3/4" (15mm x 70mm)	1 foot	12 (3.66m)	9.00
	RESP1231212	HOLLOW (3Ch) 1/2" x 3 1/2" (15mm x 90mm)	1 foot	12 (3.66m)	12.00
	RESP340612	HOLLOW (4Ch) 3/4" x 5 1/2" (20mm x 140mm)	1 foot	12 (3.66m)	18.00
	RESCP120612	Siding Profile 1/2" x 6" (15mm x 140mm)	1 foot	12 (3.66m)	12.00